

# Americans for Secure Retirement

Findings from a national omnibus survey of 917  
Registered Voters

September 2010

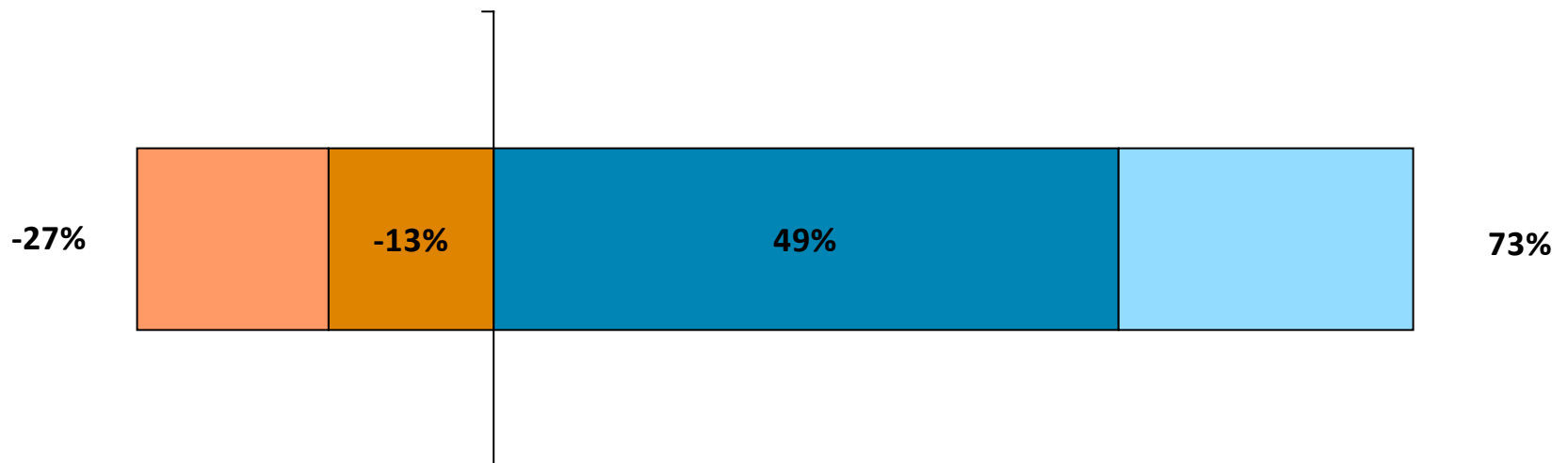
# Summary

- Across the board, Americans are concerned about retirement.
- Voters would have Congress prioritize creating more retirement options to help retirees make sure their savings last throughout their lifetimes.
- Retirement issues are important bi-partisan issues at the ballot box.

# Voters express major concerns about being able to maintain a comfortable standard of living throughout their retirement. Across every demographic group, at least two-thirds of voters are concerned.

How concerned are you about being able to maintain a comfortable standard of living throughout your retirement: very concerned, somewhat, a little, or not at all concerned?

### Concern about Maintaining a Comfortable Standard of Living Throughout Retirement



■ Not at all concerned ■ A little concerned ■ Very concerned ■ Somewhat concerned

# Voters of all age groups are worried about retirement. Intensity is greatest among near-retirement voters.

How concerned are you about being able to maintain a comfortable standard of living throughout your retirement: very concerned, somewhat, a little, or not at all concerned?

Concern about Maintaining a Comfortable Standard of Living Throughout Retirement						
	Total	Under 30	30-39	40-49	50-64	65+
<i>% Very Concerned (% somewhat + very concerned)</i>	49% (73%)	42% (66%)	52% (74%)	49% (78%)	54% (79%)	44% (64%)

## Concerns about retirement also carry across party lines, with Republicans holding the most intense views.

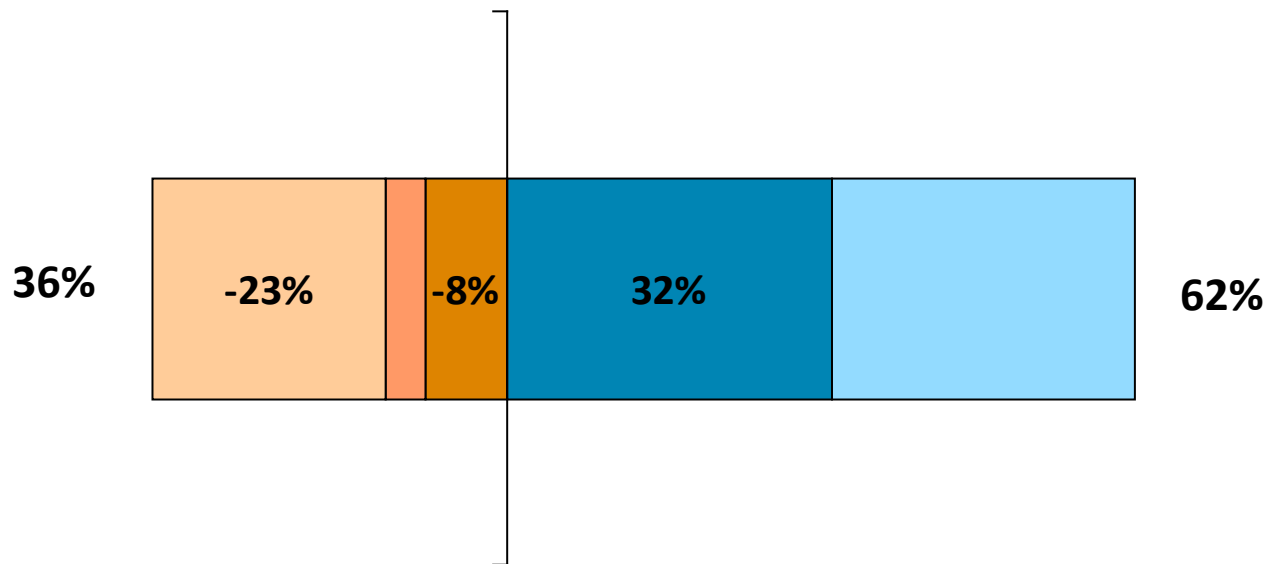
How concerned are you about being able to maintain a comfortable standard of living throughout your retirement: very concerned, somewhat, a little, or not at all concerned?

Concern about Maintaining a Comfortable Standard of Living Throughout Retirement				
	Total	Democrats	Independents	Republicans
<i>% Very Concerned (% somewhat + very concerned)</i>	49% (73%)	46% (71%)	43% (67%)	53% (76%)

# There is broad-based support among voters for Congress to prioritize creating more retirement options that help retirees make sure their savings last throughout their lifetimes.

What priority do you think Congress should place on creating more retirement options that help retirees make sure their savings last throughout their lifetime?

### Priority for Congress to Create More Retirement Options to Help Retirees' Savings Last Throughout their Lifetimes



■ Not a priority at all   ■ A little priority   ■ Somewhat of a priority   ■ Top priority   ■ One of the top priorities

## Voters in their late pre-retirement years and seniors are most likely to say Congress should make creating more retirement options a high priority, but a majority of younger voters also place high priority on this.

What priority do you think Congress should place on creating more retirement options that help retirees make sure their savings last throughout their lifetime?

Priority for Congress to Create More Retirement Options to Help Retirees' Savings Last Throughout their Lifetimes						
	Total	Under 30	30-39	40-49	50-64	65+
<i>% Saying Top Priority (%Top/One of top)</i>	32% (62%)	25% (63%)	15% (55%)	31% (56%)	38% (63%)	35% (69%)

# Six in Democrats, Republicans, and independents would like to see Congress make this a top or one of their top priorities. Intensity is strongest among independent voters.

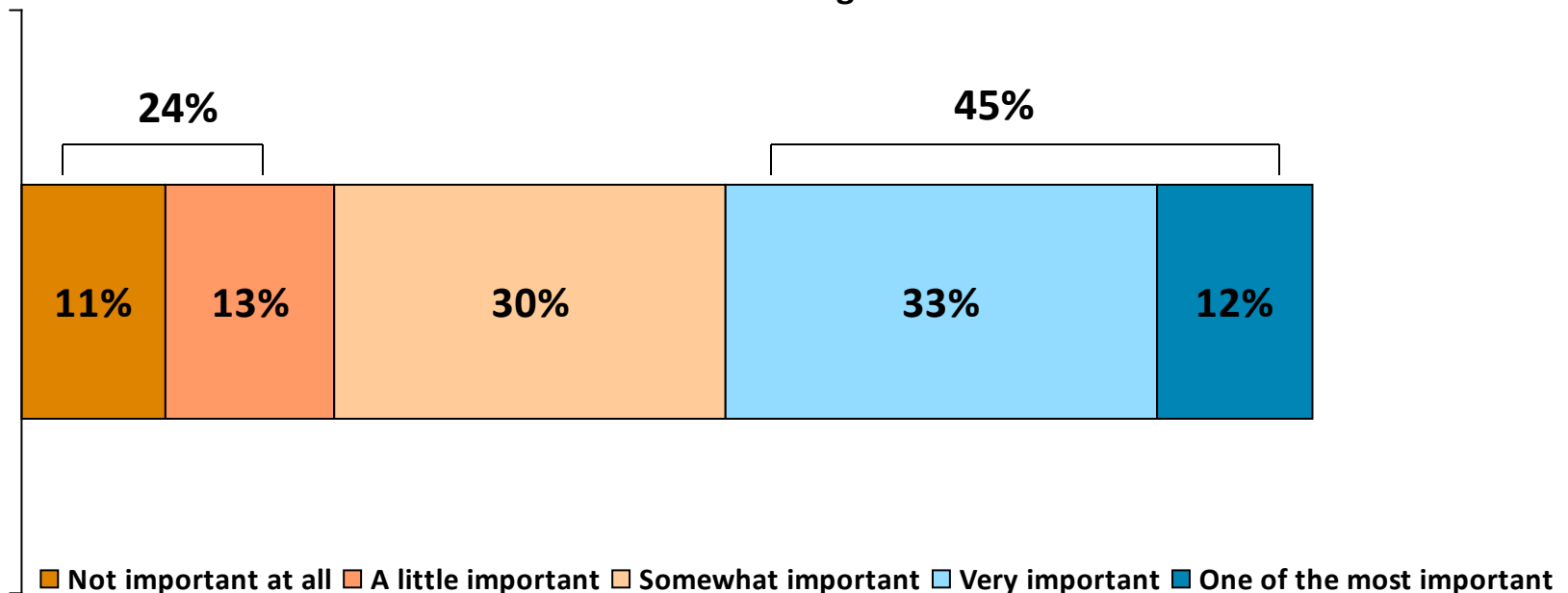
What priority do you think Congress should place on creating more retirement options that help retirees make sure their savings last throughout their lifetime?

Priority for Congress to Create More Retirement Options to Help Retirees' Savings Last Throughout their Lifetimes				
	Total	Democrats	Independents	Republicans
<i>% Saying Top Priority (%Top/One of top)</i>	32% (62%)	33% (66%)	42% (60%)	28% (59%)

# Over four in ten voters say a candidate's commitment to addressing their concerns regarding retirement is a highly important factor in their voting decision in the upcoming election.

In the upcoming election, how important will a candidate's commitment to addressing your concerns about retirement be in your vote decision—will it be: one of the most important factors, very important, somewhat important, a little important, or not important at all?

**Retirement Concerns as a Voting Issue**



# A majority of voters in pre-retirement and senior citizens say a candidate's commitment to addressing their retirement concerns is highly important in how they plan to vote in November.

In the upcoming election, how important will a candidate's commitment to addressing your concerns about retirement be in your vote decision—will it be: one of the most important factors, very important, somewhat important, a little important, or not important at all?

Retirement Concerns as a Voting Issue						
	Total	Under 30	30-39	40-49	50-64	65+
<i>% Saying one of the most/ very important</i>	45%	29%	32%	35%	53%	53%

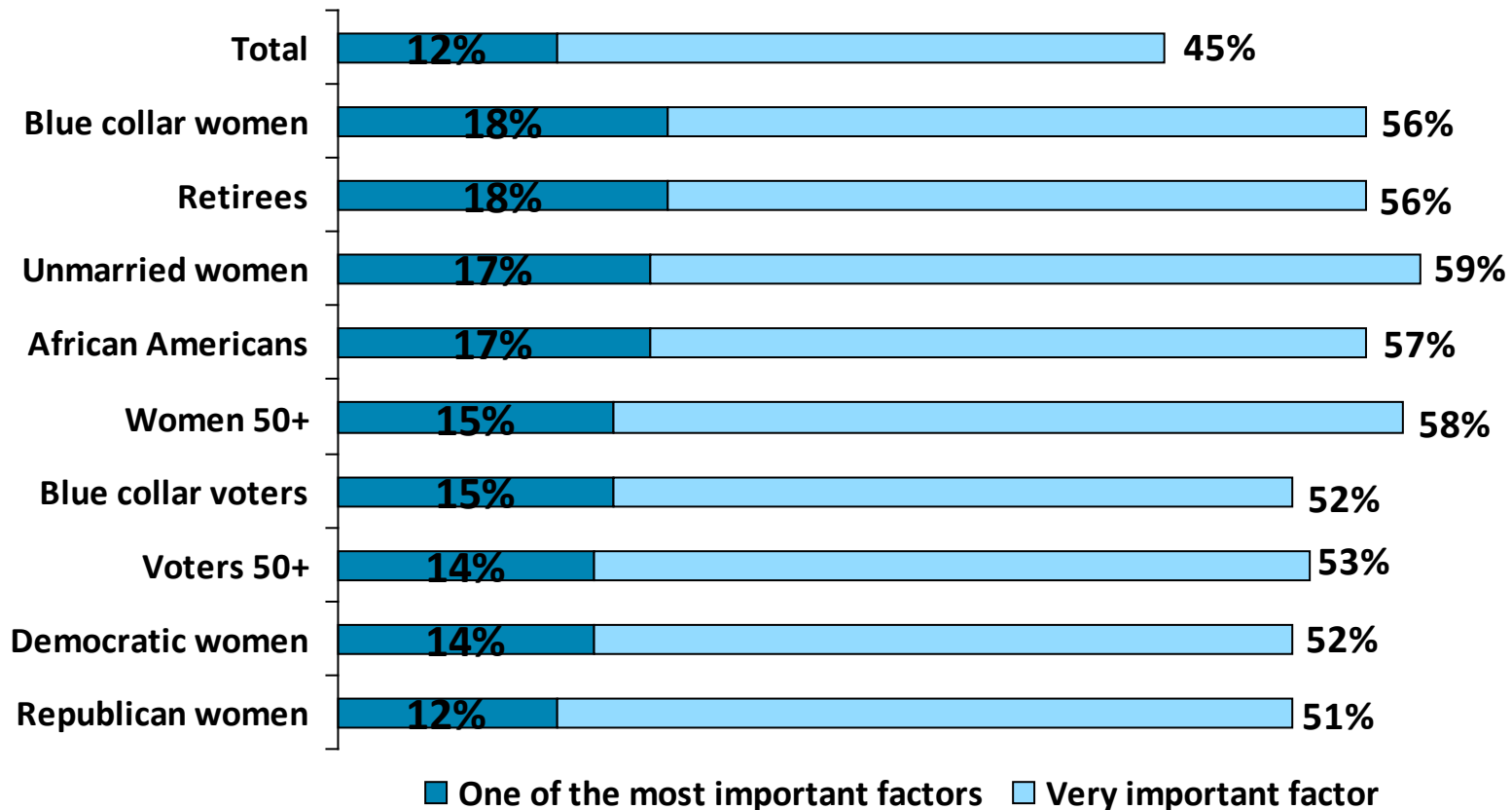
# Around four in ten across party lines say retirement concerns will be a highly important factor in how they will vote, with Republicans and Democrats placing stronger importance on the issue than independents.

In the upcoming election, how important will a candidate's commitment to addressing your concerns about retirement be in your vote decision—will it be: one of the most important factors, very important, somewhat important, a little important, or not important at all?

Retirement Concerns as a Voting Issue				
	Total	Democrats	Independents	Republicans
<i>% saying one of the most/ very important</i>	45%	46%	39%	45%

A candidate's commitment to addressing retirement concerns has the potential to be an important factor in how key voting blocks will make voting booth decisions this fall and whether they will turnout.

Retirement Concerns as a Voting Issue



# Survey Methodology

- Lake Research Partners designed this telephone survey that was administered by Caravan as part of a national weekly omnibus. Interviewing was conducted August 26th through August 29th, 2010, by professional interviewers via telephone.
- The survey reached a total of 917 registered voters nationwide. Data were weighted slightly by gender, age, education, race, region, and parental status to reflect the attributes of the actual population.
- The margin of sampling error for the survey is +/- 3.1 percentage points.